영도네 집콕학교

마음을 연주하는

오카리나리스트

김에스더

[1] 음표의 종류

음표		쉼표		길이
𝅝	온음표 Whole Note	𝄻	온쉼표 Whole Rest	4박자
𝅗𝅥	2분음표 Half Note	𝄼	2분쉼표 Half Rest	2박자
♩	4분음표 Quater Note	𝄽	4분쉼표 Quater Rest	1박자
♪	8분음표 Eighth Note	𝄾	8분쉼표 Eighth Rest	반박자 (0.5)
𝅘𝅥𝅯	16분음표 Sixteenth Note	𝄿	16분쉼표 Sixteenth Rest	반의반박자 (0.25)

blog.naver.com/musicing_kr

[2] 음계

1. 다장조 음계



1) 왼손 연습

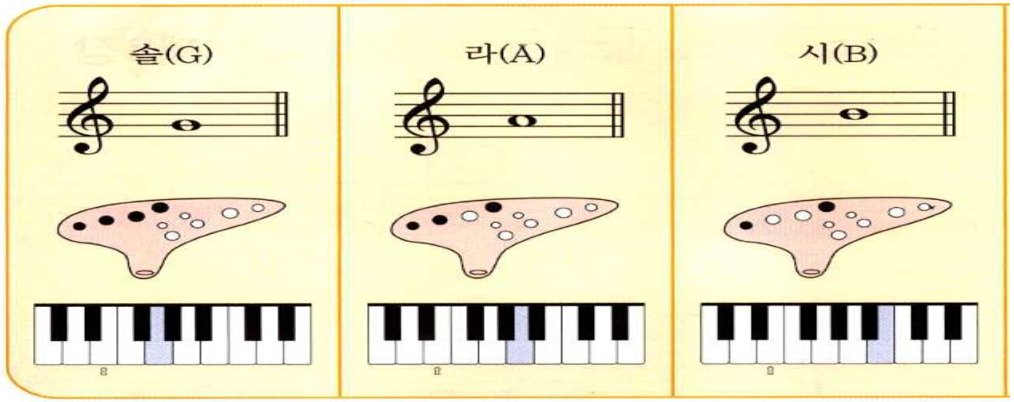

(1) '솔(G)'의 연습



(2) '라(A)'의 연습

연습 1



연습 2



(3) '시(B)'의 연습

연습 1



연습 2



연습 3



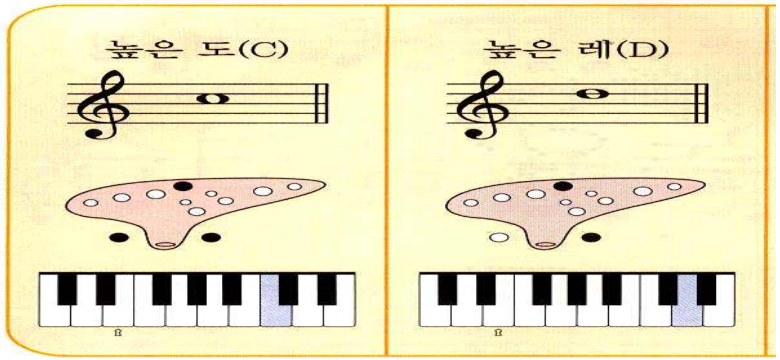

(4)'도(C)'의 연습

연습 1



연습 2



(5)'레(D)'의 연습

연습 1



연습 2



연습 3



◈ 응용곡 ◈

1. 뻐꾸기



2. 나비야



2) 오른손 연습

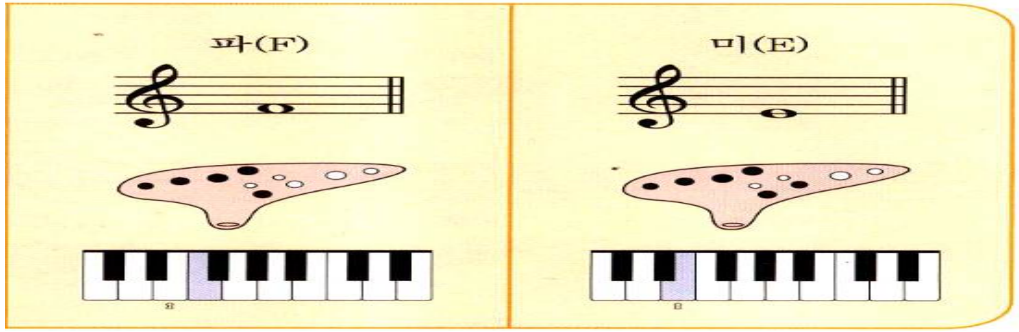

(1) '파(F)'의 연습



(2) '미(E)'의 연습



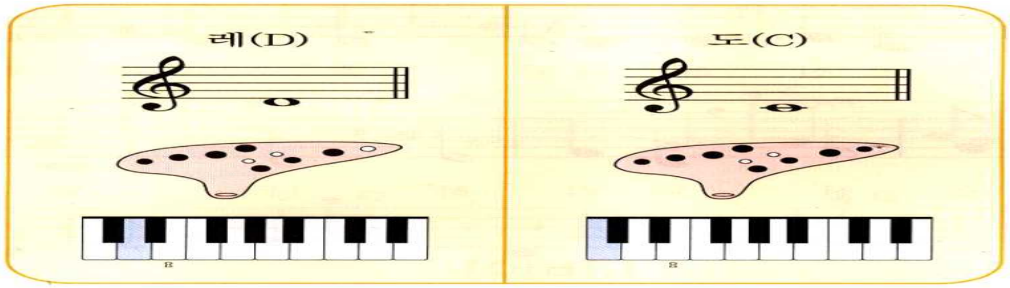

(3) '레(D)'의 연습

연습 1



연습 2



(4) '도(C)'의 연습

연습 1



연습 2



◈ 응용곡 ◈

1. 학교



2. 기쁨의 노래



3. 산토끼



4. 작은 별



2. 바장조 음계



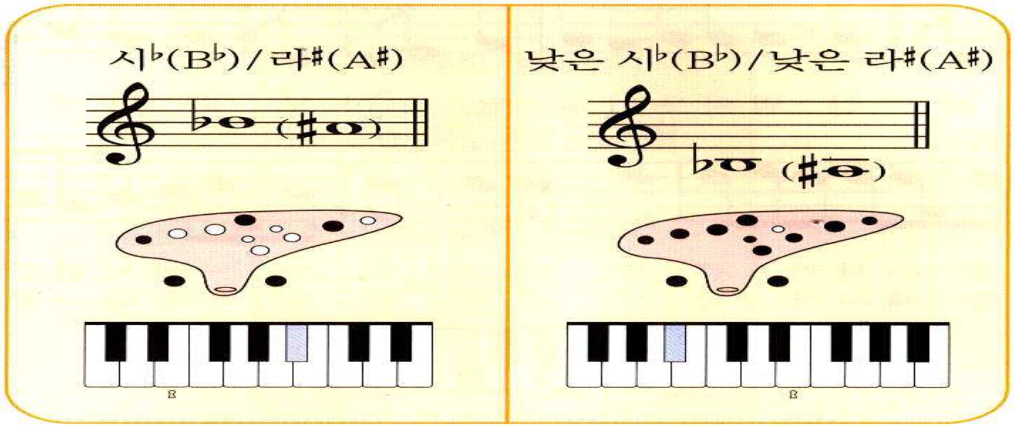

연습 1



연습 2



연습 3



3. 사장조 음계

연습 1 이 몸이 새라면



연습 2 어메이징 그레이스



4. 그 밖의 음들



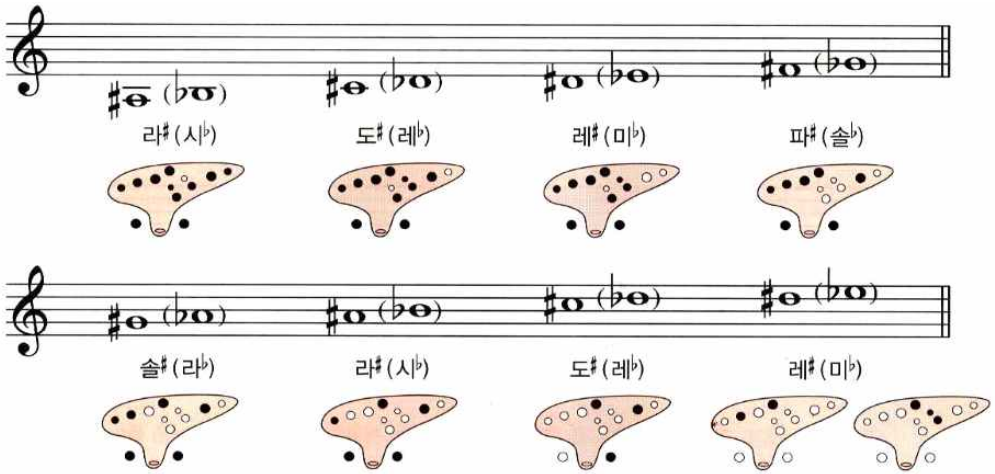



※ 소프라노 C키는 이 운지법을 사용해야 높은 음 도♯의 소리가 납니다.

◈ 응용곡 ◈

- 아름다운 것들